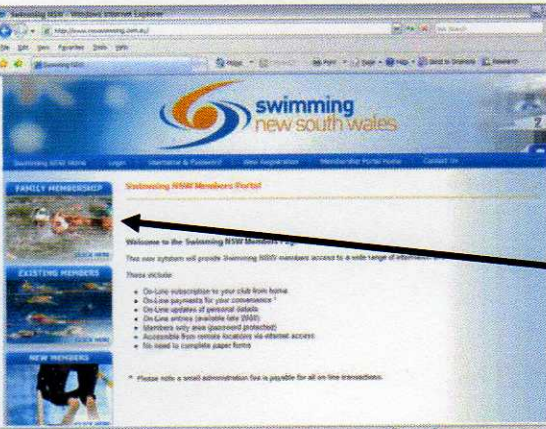


FAMILY MEMBERSHIP



5. Go to www.nswswimming.com.au
6. Click on the Members Portal




1. Click on Family Membership icon

Note:

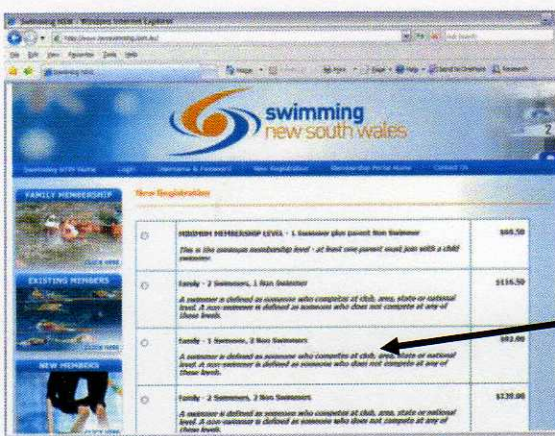
If you are joining as a new family, you will be prompted halfway through the process to enter each member's details.

If you are renewing as a family, you will be prompted halfway through the process to login for each member.

If you are an existing member, please **DO NOT** manually type your details in, click the 'Login' button instead, Make sure you edit your details once you have logged in to ensure they are correct.



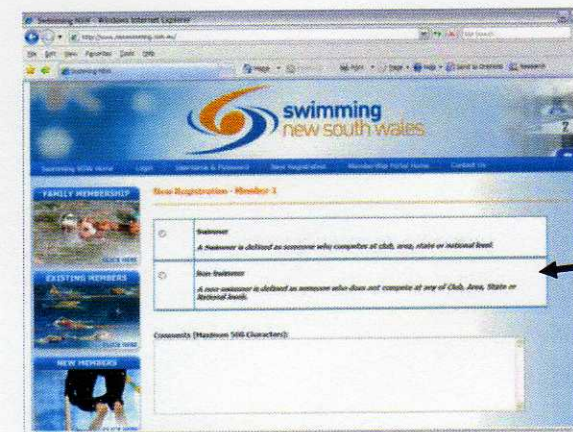
3. Select the correct Club using the drop down icon
4. Click on the Next button



1. Select the correct family subscription type;
i.e. Family – 1 Swimmer, 2 Non Swimmers
This must match the number of people being registered.
2. Click on the Next button



1. Select Member 1 button



1. Select correct subscription type, either Swimmer or Non Swimmer for Member 1
2. Click on the Next button

