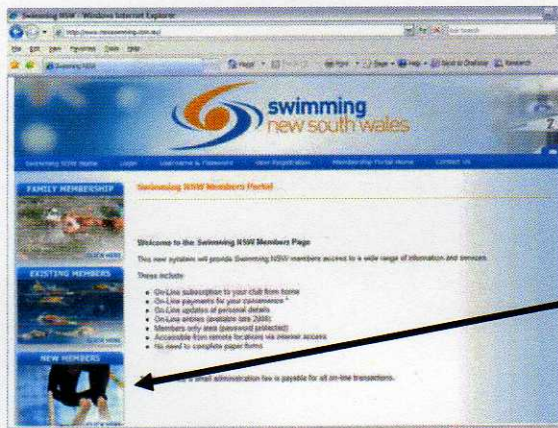
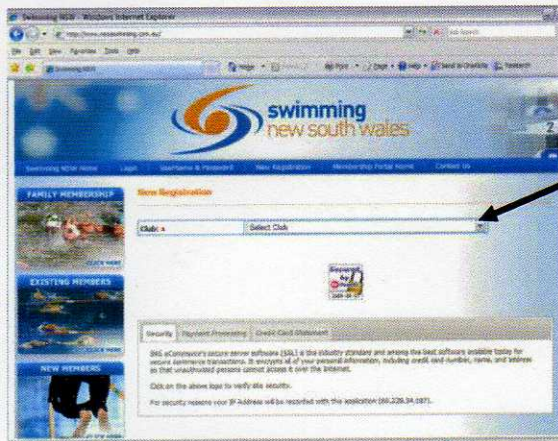


SINGLE NEW MEMBER

1. Go to www.nswswimming.com.au
2. Click on the Members Portal



1. Click on the New Members icon

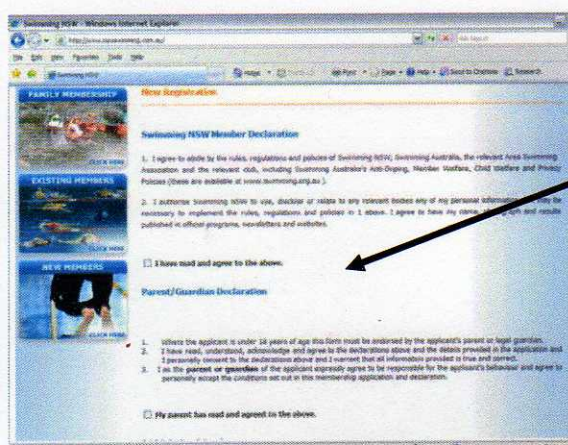


1. Select the correct Club using the drop down icon
2. Click on the Next button

<input type="radio"/>	Family - 3 Swimmers, 1 Non Swimmer <i>A swimmer or disabled or nonswimmer who competes at club, area, state or national level. A non swimmer is defined as someone who does not compete at any of these levels.</i>	\$363.00
<input type="radio"/>	Family - 3 Swimmers, 2 Non Swimmers <i>A swimmer is defined as someone who competes at club, area, state or national level. A non swimmer is defined as someone who does not compete at any of these levels.</i>	\$386.00
<input type="radio"/>	Swimmer <i>A swimmer is defined as someone who competes at club, area, state or national level.</i>	\$42.00
<input type="radio"/>	Non Swimmer <i>A non swimmer is defined as someone who does not compete at any of club, area, state or national levels.</i>	\$26.70
<input type="radio"/>	Family - 2 Non Swimmers <i>A non swimmer is defined as someone who does not compete at any of these levels.</i>	\$45.00
<input type="radio"/>	Family - 2 Swimmers <i>A swimmer is defined as someone who competes at club, area, state or national level.</i>	\$94.00
<input type="radio"/>	Family - 3 Swimmers	\$141.00

1. Select the correct subscription type, either Swimmer or Non Swimmer
2. Click on the Next button

1. Agree to all declarations
2. Click on the Next button



1. Fill out the application form making sure all mandatory fields are filled in (They are marked with a red diamond)

Please note the importance of the email address; this is used by the State Body and Clubs (as their main use of correspondence) to send out notices, updates and other important information.

2. Click on the Next button

